

En application de la directive n°89/686/CEE du 21 décembre 1989 concernant le rapprochement des législations des Etats Membres relatives aux équipements de protection individuelle l'échantillon essayé est déclaré conforme aux exigences essentielles de santé et de sécurité du décret n°2007-1133 du 24 juillet 2007 portant transposition de cette directive en droit français,

In application of the directive n°89/686/EEC dated 21/12/89 on the approximation of the laws of the Member States relating to personal protective equipment and the decree n°2007-1133 of July 24th 2007 transposing this Directive into French law,

Le C.R.I.T.T. SPORT-LOISIRS, habilité par le ministère de l'économie, de l'industrie et de l'emploi, pour effectuer l'examen CE de type prévu par l'article R.322-35 du code du sport et identifié sous le numéro **0501** (publié au JORF du 23/06/2015) attribue
The C.R.I.T.T. SPORT-LOISIRS, authorized by order of the Ministry in charge of economy, industry and labour, for the EC type examination with the number 0501 (notified in JORF on June 23, 2015) grants

l'ATTESTATION D'EXAMEN CE DE TYPE *the EC type Examination Certificate* **N° 0501/2580/162/12/16/1855**

au modèle d'équipement de protection individuelle suivant :
to the following designated personal protective equipment:

- Protection pour Sellette de parapente *Protection for Paraglider harness*.....(dénomination)(*product*)
- **Walibi 2**(marque commerciale)(*trademark*)
- Unique *one size*.....(taille)(*size*)
- **SUPAIR**, 34 rue Adrastée 74650 CHAVANOD- FRANCE..(fabricant et demandeur)(*manufacturer and applicant*)
- Protocole **Protocol CRITT SL SP-001 02/2016**.....(référentiel technique)(*standard*)



12-16-1855
16-2810
WALIBI 2

Fait à Châtellerault, le 24/07/2017
Châtellerault, the 07/24/2017



Franck LÉPLANQUAIS
Directeur (*Manager*)

Nota : toute modification apportée au matériel neuf objet de la présente attestation d'examen CE de type doit être portée à la connaissance de l'organisme habilité, en application de l'article R 322-35 du Code du sport. *Any modification carried out on the material being the subject of the present EC type Examination Certificate must be brought to the authorised body in application of Article R 322-35 of the sport Code.*

Cette attestation comporte 1 page. *This is a one page document.*

CRITT Sport Loisirs de Poitou-Charentes

ZA du Sanital – 21 Rue Albert Einstein - 86100 CHATELLERAULT - France

☎ : 33 (0)5 49 85 38 30 ☒ : 33 (0)5 49 21 76 20 Courriel : franck.leplanquais@critt-sl.com Site Internet : <http://www.critt-sl.com>



Test Report

This test report describes the test results of the below mentioned paragliding harness.

All the tests were carried out by:

Air Turquoise – Para-test, official test laboratory of Switzerland

para-test.com



paragliding by air turquoise

Standards

Tests were carried out in conformity with the following standards:

- 2. DV LuftGerPV §1, Nr. 7 c (*note: in what follows this will be abbreviated by "LTF")
- European Standard EN1651 September 1999 (*note in what follows this will be abbreviated by "EN")
- European Standard EN12491 September 2001 (*note in what follows this will be abbreviated by "EN12491")

Harness details

Manufacturer:	SUP'AIR
Harness model:	Walibi 2
Size:	Medium
Harness Weight:	3.3 kg
Maximum certified pilot	100 kg
Impact protection type:	Air bag
Harness type:	ABS
Test responsible:	Alain Zoller Villeneuve
Test place:	August 18, 2014
Test date:	20° C; 38 %rel
Test room temperature &	PH 111.2014
Certification number EN:	GZ 111.2014
Certification number LTF:	

page 1 of 4



Test summary

A. STRUCTURAL STRENGTH TESTS

A test plan was set up in order to execute the different tests in an efficient order. The table below summarizes this test plan together with the applicable standards and results.

Test ID	TESTED ?	Standard Ref.		TEST setup	Anchoring		Forces		Min. Test duration [sec]	Result
		EN	LTF		Attach - ment points	Dummy	Req. Load in g	Min. force [N]		
1	✓	5.3.2.1		Default flying position	2 main attachment points	Hip fixated	6g	6000	10	OK
2	✓		4.2.1.a				9g	9000	5	OK
3	✓			Default, landing position	2 main att. points	Hip fixated, landing conf.	6g	6000	10	OK
4	✓	5.3.2.7	4.2.1.b				15g	15000	5	OK
5	✓		4.2.1.a rescue	Rescue	2 rescue att. Pnts.	Hip fixated	9g	9000	10	OK
6	✓	5.3.2.4					15g	15000	5	OK
7	✓		4.2.1.b rescue	Rescue, landing		Hip fixated, landing conf.	6g	6000	10	OK
8	✓	5.3.2.3		One riser	ONE main att.	1 central hip fixation	6g	6000	10	OK
9			4.2.1.d	Towing	2 main att. + 2 tow att.	None	3g	3000	10	n/t
		5.3.2.5					5g	5000		
10	✓	5.3.2.6		Default, Negatif	One main att.	Head fix.	4.5g	4500	10	OK
11	✓		4.2.1.c	Upside down	2 main att. downw.	Head fix.	6g	6000	10	OK
12	✓		4.2.1.c rescue	Upside down rescue	2 rescue att. downw.		6g	6000	10	OK

B. HARNESS PROTECTION SHOCK TEST

Most paraglider harnesses are equipped with a protection device that damps the shock on the pilot's spine during a hard landing.

Shock impact tests have to be executed on these harnesses in order to prove the damping characteristics of it.



Test ID	TESTED ?	Standard Ref.:	TEST setup	Anchoring		Impact			Result		
		LTF		Attachment points	Dummy	Max. tolerated peak impact in g	Max Peak impact measured	Impact duration of +38 g (if any) recorded:		Impact duration of +20 g (if any) recorded:	
PROTECT 1	✓	5.1.1	Default flying position	Test dummy is attached to the harness like a pilot in flight.			+50g	24.4 g	-	18 msec	OK

C. RESCUE DEPLOYMENT RESISTANCE TEST

The deployment of the rescue system has to be ensured in all circumstances of flight. This test is to verify whether the force needed to deploy is in between reasonable limits.

Test ID	TESTED ?	Standard Ref.	TEST setup	Anchoring		Force for single hand deployment			Result	
		LTF		Attachment points	Dummy	Min. force [N]	max. force [N]	Resistance measured [daN]		
Resc depl	✓	6.1.5	Default flying position	Test responsible is attached to the harness like a pilot in flight. (no dummy required)			20 N	70 N	4.3 daN	OK

D. RESCUE DEPLOYMENT STRAP STRENGTH TEST

The connection between handgrip and inner container has to have sufficient load capacity/structural strength in any situation that may arise during normal use. During this test is verified, whether this connection fulfill the requirements.

Test ID	TESTED ?	Standard Ref.	TEST setup	Minimum force [N]	Min. Test duration [s]	Breaking resistance measured	Result	
		LTF						EN 12491
Resc strap	✓	6.1.8	5.3.2	Connection strap in tensile testing machine	700N	10	107 daN	OK

After careful examination as explained in above mentioned test reports (from page 2 to page 18), the undersigned persons declare that the harness:

**SUP'AIR
Walibi 2
Medium**

complies with:

- **European Standard EN 1651 September 1999**

And / or (if tested)

- **European Standard EN 12491 March 2001**

And / or (if tested)

- **2. DV LuftGerPV §1, Nr. 7 c**

Villeneuve, August 18, 2014

Place, Date


EVT/CTF Testing center

Test responsible para-test.com

page 4 of 4



Annex: detailed test reports

Harness Test		Test ID 1
Item:	Walibi 2	
Manufacturer	SUP'AIR	
Test place & date:	Villeneuve	August 18, 2014
Test responsible:	Zoller Alain	
Temp. [°C] & Humidity:	20° C; 38 %rel	
Maximum certified pilot weight [kg]:	100	kg
Standard	EN 1651 & 2. DV LuftGerPV §1, Nr. 7 c	
Test standard §:	5.3.2.1 (EN) & 4.2.1 a (LTF DV)	
Test setup:	Default flying position	
Anchoring: Attachment points:	Both main riser attachments (3, 4)	
Dummy:	Default, hip fixed (7, 8)	
Required load in g :	9g	(EN: 6g)
Minimum load [N]:	9000 N	(EN: 6000 N)
Required test load in kg:	900	kg
Min. duration [s]:	10 s	

Results	
Duration of maintained min. load [s]:	13.7 s
Any signs of structural failure after this test:	No visible failure
Test result:	Passed

Graph:

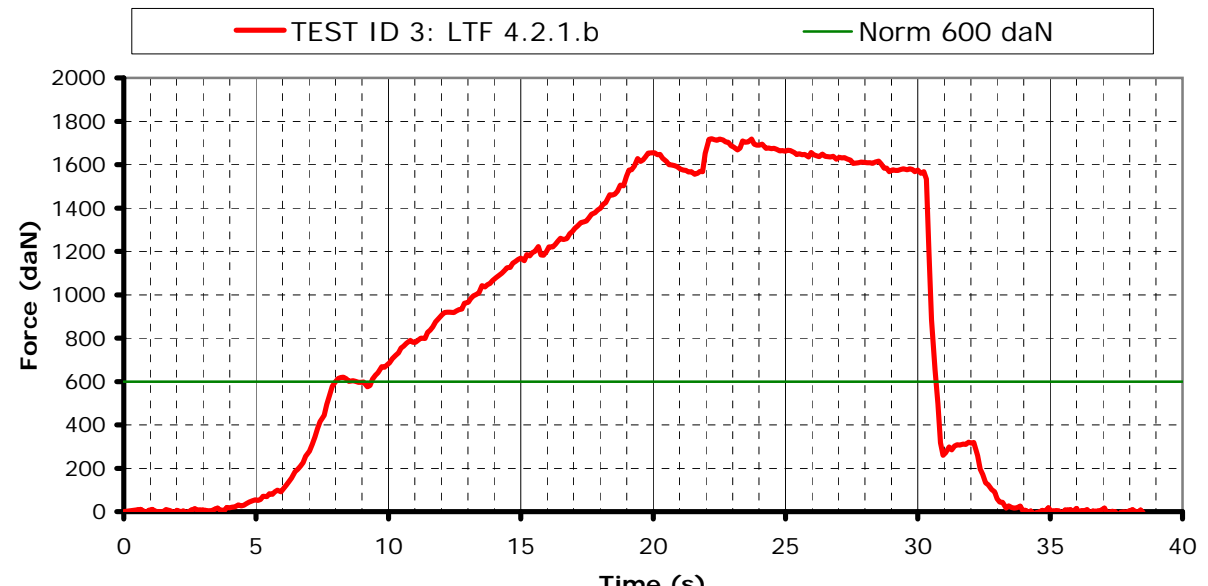
— TEST ID 1: EN 5.3.2.1 & LTF 4.2.1.a
 - - - Norm 600 daN
 — norm 900 daN

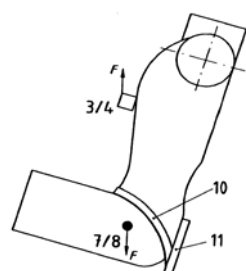
Time (s)	Force (daN) - TEST ID 1	Norm 600 daN	norm 900 daN
0	0	600	900
5	0	600	900
10	100	600	900
15	400	600	900
20	900	600	900
23	1150	600	900
25	1050	600	900
30	1000	600	900
33	1000	600	900
34	200	600	900
35	0	600	900





Harness Test		Test ID 2	
Item:	Walibi 2		
Manufacturer	SUP'AIR		
Test place & date:	Villeneuve	August 18, 2014	
Test responsible:	Zoller Alain		
Temp. [°C] & Humidity:	20° C; 38 %rel		
Maximum certified pilot weight [kg]:	100	kg	
Standard	EN 1651		
Test standard §:	5.3.2.2		
Test setup:	Default flying position		
Anchoring: Attachment points:	Both main riser attachments (3, 4)		
Dummy:	Default, hip fixed (7, 8)		
Required load in g:	15	g	
Min load [N]:	15 000 N		
Required test load in kg:	1500	kg	
Min. duration [s]:	5s		
Results			
Duration of maintained min. load [s]:		15.0 s	
Any signs of structural failure after this test:		No visible failure	
Test result:		Passed	
Graph:			

Harness Test		Test ID 3
Item:	Walibi 2	
Manufacturer	SUP'AIR	
Test place & date:	Villeneuve	August 18, 2014
Test responsible:	Zoller Alain	
Temp. [°C] & Humidity:	20° C; 38 %rel	
Maximum certified pilot weight [kg]:	100	kg
Standard	2. DV LuftGerPV §1, Nr. 7 c	
Test standard §:	4.2.1.b	
Test setup:	Flying position before landing: seat board (11) in landing position, leg straps (10) closed.	
Anchoring: Attachment points:	Both of the main riser attachments attached (3 and 4);	
Dummy:	Default, hip fixed (7, 8)	
Required load in g:	6	g
Min load [N]:	6000 N	
Required test load in kg:	600	kg
Min. duration [s]:	10 s	
Results		
Duration of maintained min. load [s]:	21.3 s	
Any signs of structural failure after this test:	No visible failure	
Test result:	Passed	
Graph:		



The management system governing the provision of this test service is ISO 9001 certified:





Harness Test **Test ID 4**

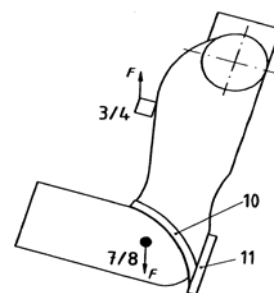
Item: Walibi 2
 Manufacturer: SUP'AIR
 Test place & date: Villeneuve August 18, 2014
 Test responsible: Zoller Alain
 Temp. [°C] & Humidity: 20° C; 38 %rel
 Maximum certified pilot weight [kg]: 100 kg

Standard: EN 1651
 Test standard §: EN 5.3.2.7

Test setup: Flying position before landing: seat board (11) in landing position, leg straps (10) closed.

Anchoring: Attachment points: Both of the main riser attachments attached (3 and 4);
 Dummy: Default, hip fixed (7, 8)

Required load in g: 15 g
 Min load [N]: 15 000 N
 Required test load in kg: **1500 kg**
 Min. duration [s]: 5 s



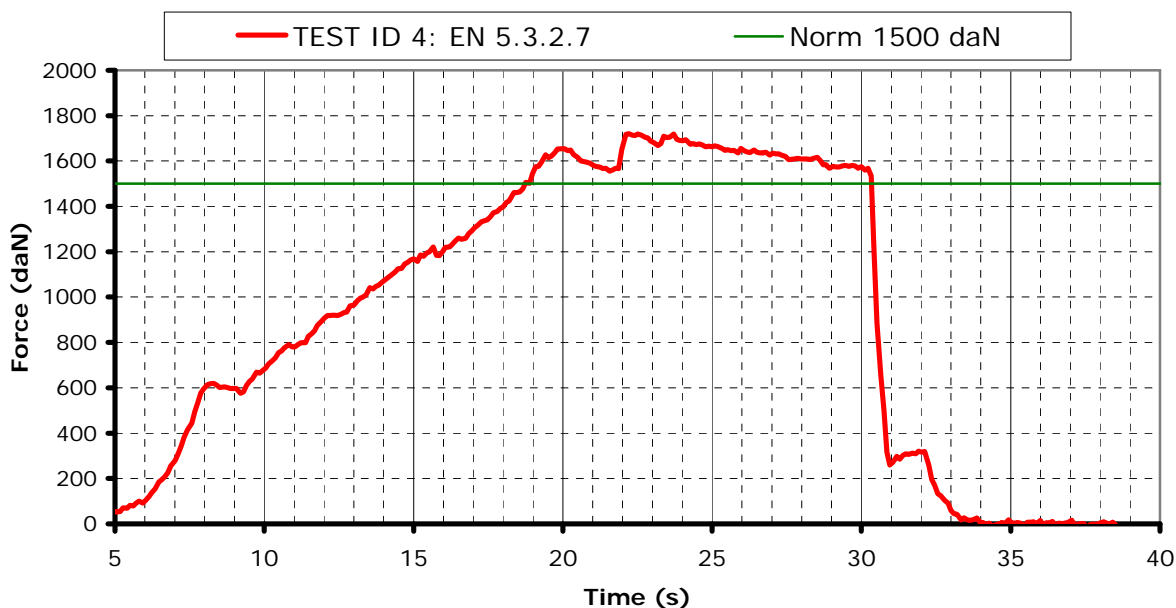
Results

Duration of maintained min. load [s]: **11.6 s**

Any signs of structural failure after this test: **No visible failure**

Test result: **Passed**

Graph:

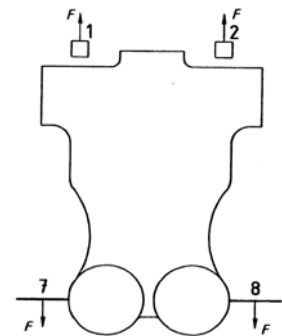


Harness Test

Test ID 5

Item: Walibi 2
 Manufacturer: SUP'AIR
 Test place & date: Villeneuve August 18, 2014
 Test responsible: Zoller Alain
 Temp. [°C] & Humidity: 20° C; 38 %rel
 Maximum certified pilot weight [kg]: 100 kg

Standard: 2. DV LuftGerPV §1, Nr. 7 c
 Test standard §: 4.2.1.a rescue
 Test setup: Rescue attachments
 Anchoring: Attachment points: Rescue riser attachments (1,2)
 Dummy: Hip fixed (7, 8)
 Required load in g: 9 g
 Min load [N]: 9 000 N
 Required test load in kg: **900 kg**
 Min. duration [s]: 10 s



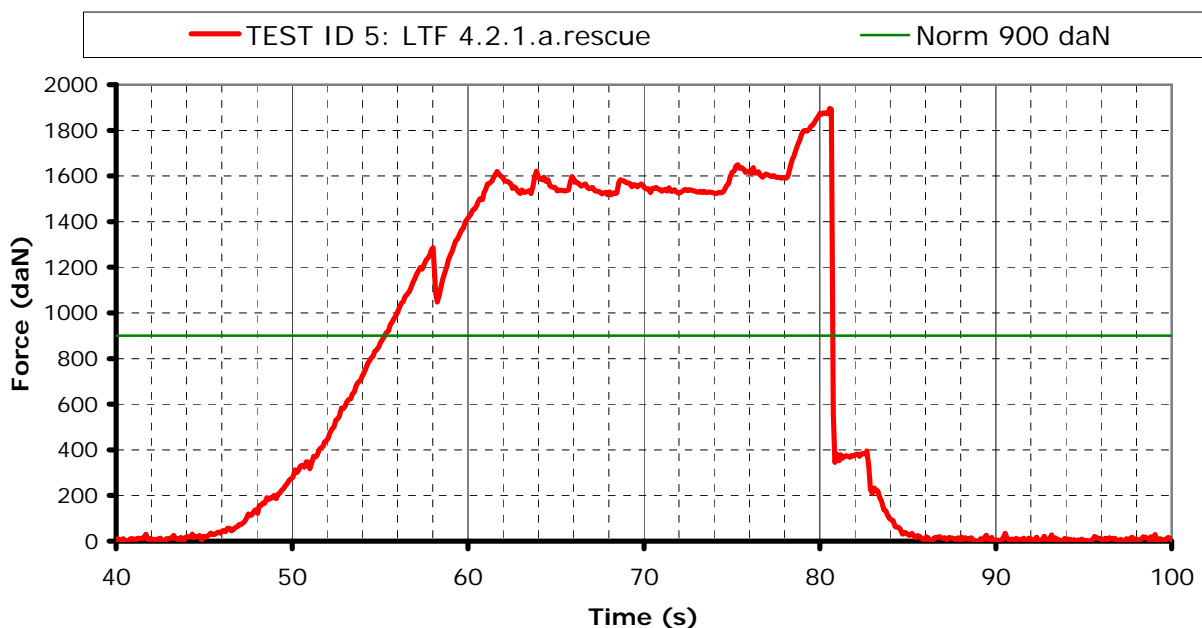
Results

Duration of maintained min. load [s]: **25.3 s**

Any signs of structural failure after this test: **No visible failure**

Test result: **Passed**

Graph:

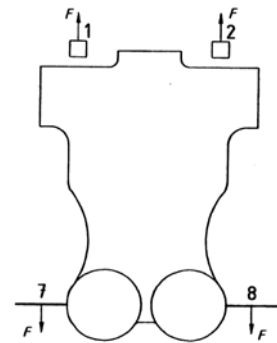


Harness Test

Test ID 6

Item: Walibi 2
 Manufacturer: SUP'AIR
 Test place & date: Villeneuve August 18, 2014
 Test responsible: Zoller Alain
 Temp. [°C] & Humidity: 20° C; 38 %rel
 Maximum certified pilot weight [kg]: 100 kg

Standard: EN 1651
 Test standard §: 5.3.2.4
 Test setup: Rescue attachments
 Anchoring: Attachment points: Rescue riser attachments (1,2)
 Dummy: Hip fixed (7, 8)
 Required load in g: 15 g
 Min load [N]: 15 000 N
 Required test load in kg: **1500 kg**
 Min. duration [s]: 5 s



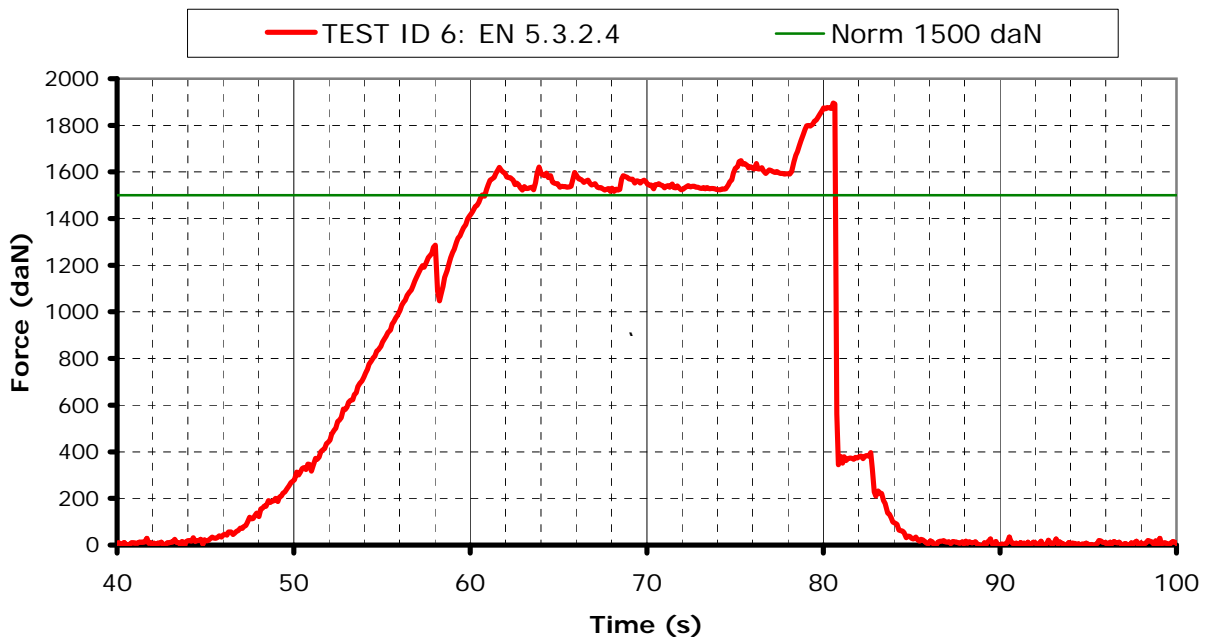
Results

Duration of maintained min. load [s]: **19.7 s**

Any signs of structural failure after this test: **No visible failure**

Test result: **Passed**

Graph:





Harness Test

Test ID 7

Item:	Walibi 2
Manufacturer:	SUP'AIR
Test place & date:	Villeneuve August 18, 2014
Test responsible:	Zoller Alain
Temp. [°C] & Humidity:	20° C; 38 %rel
Maximum certified pilot weight [kg]:	100 kg

Standard 2. DV LuftGerPV §1, Nr. 7 c

Test standard §: 4.2.1.b rescue

Test setup: Flying position before landing: seat board (11) in landing position, leg straps (10) closed.

Anchoring: Attachment points: Both of the rescue riser attachments attached (1 and 2);

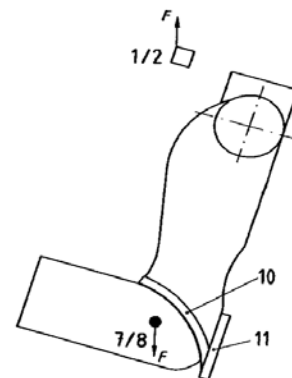
Dummy: Default, hip fixed (7, 8)

Required load in g: 6 g

Min load [N]: 6 000 N

Required test load in kg: 600 kg

Min. duration [s]: 10 s



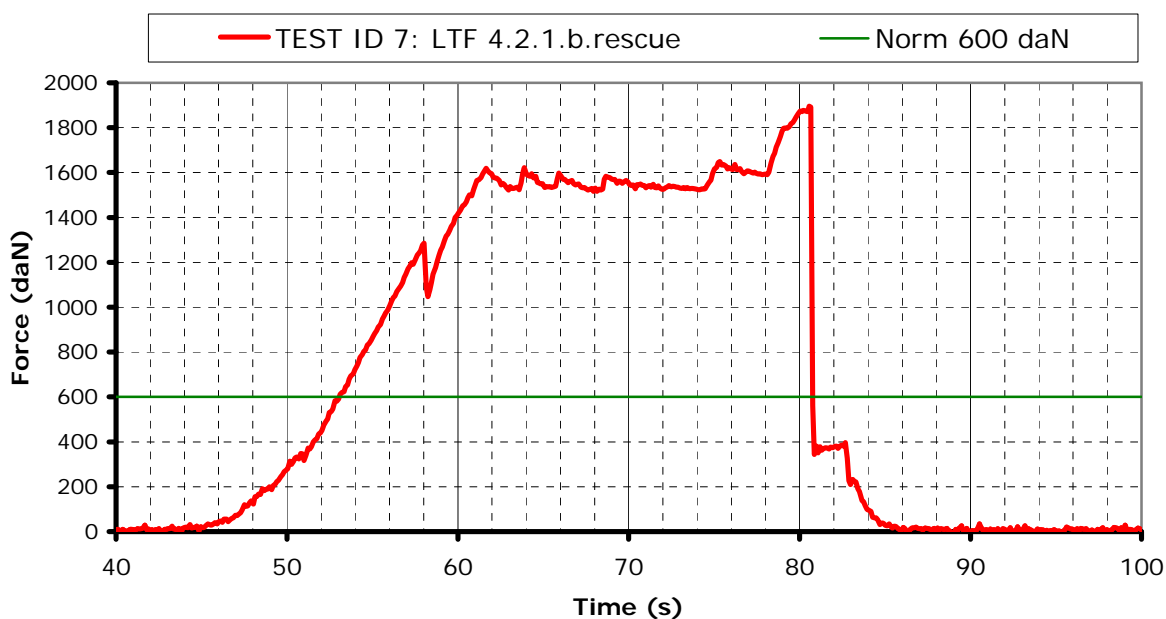
Results

Duration of maintained min. load [s]: 27.6 s

Any signs of structural failure after this test: No visible failure

Test result: Passed

Graph:

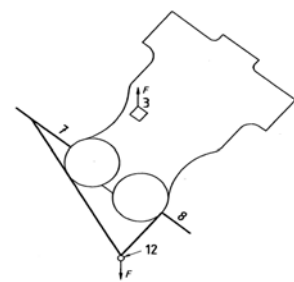




Harness Test **Test ID 8**

Item:	Walibi 2	
Manufacturer	SUP'AIR	
Test place & date:	Villeneuve	August 18, 2014
Test responsible:	Zoller Alain	
Temp. [°C] & Humidity:	20° C; 38 %rel	
Maximum certified pilot weight [kg]:	100	kg

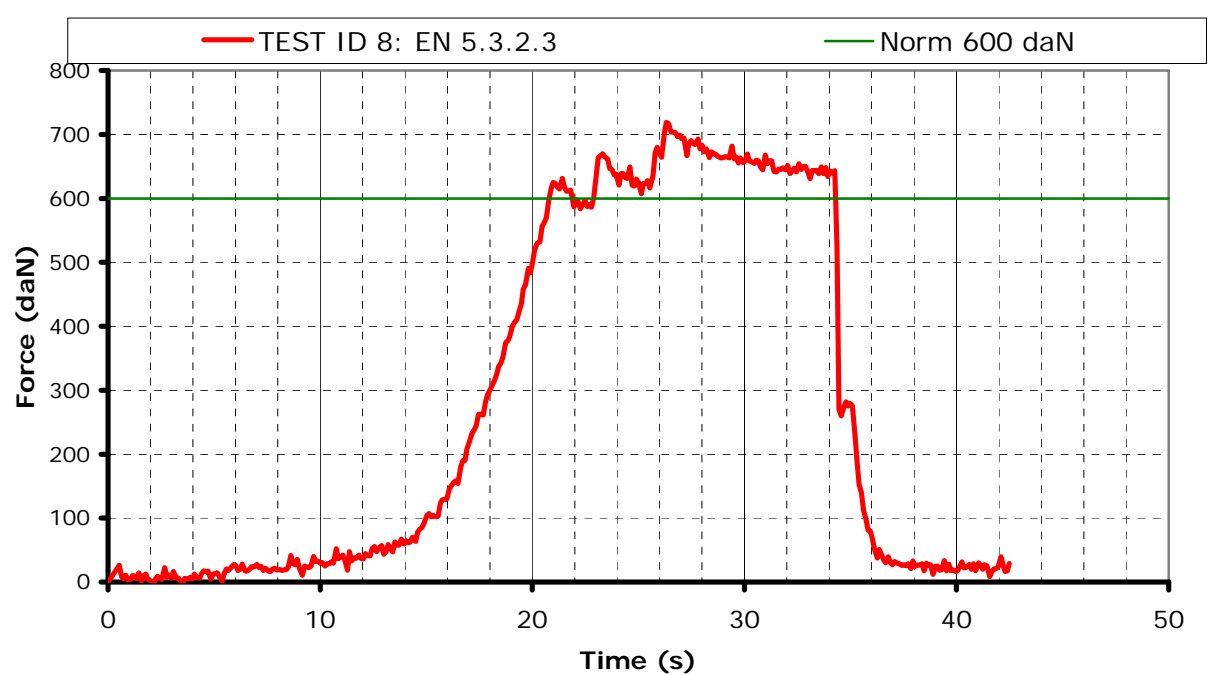
Standard	EN 1651
Test standard §:	5.3.2.3
Test setup:	Only one riser attached
Anchoring: Attachment points:	One main riser attachments (3)
Dummy:	Hip fixed (7, 8 -> 12)
Required load in g:	6 g
Min load [N]:	6 000 N
Required test load in kg:	600 kg
Min. duration [s]:	10 s



Results

Duration of maintained min. load [s]:	11.4 s
Any signs of structural failure after this test:	No visible failure
Test result:	Passed

Graph:



The management system governing the provision of this test service is ISO 9001 certified:

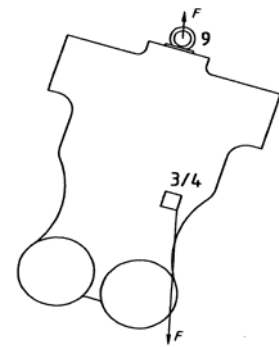


Air Turquoise S.A. – Certification of paraglider equipment
Tested in accordance with EN 1651 : 1999 and 2.DV LuftGerPV §1, Nr. 7 c

Harness Test **Test ID 10**

Item: Walibi 2
 Manufacturer: SUP'AIR
 Test place & date: Villeneuve August 18, 2014
 Test responsible: Zoller Alain
 Temp. [°C] & Humidity: 20° C; 38 %rel
 Maximum certified pilot weight [kg]: 100 kg

Standard: EN 1651
 Test standard §: 5.3.2.6
 Test setup: Normal flying position in NEGATIF
 Anchoring: Attachment points: ONE of the main riser attachments attached downwards(3 or 4);
 Dummy: Dummy anchored at the head position (9)
 Required load in g: 4.5 g
 Min load [N]: 4500 N
 Required test load in kg: **450 kg**
 Min. duration [s]: 10 s



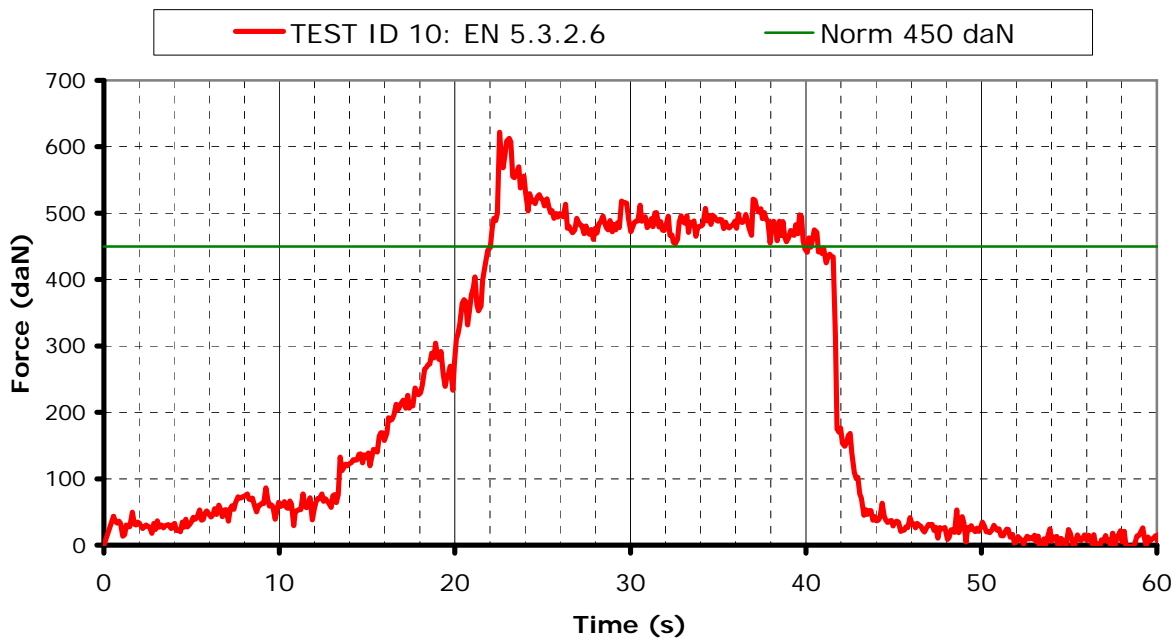
Results

Duration of maintained min. load [s]: **17.7 s**

Any signs of structural failure after this test: **No visible failure**

Test result: **Passed**

Graph:



The management system governing the provision of this test service is ISO 9001 certified:





Harness Test

Test ID 11

Item:	Walibi 2	
Manufacturer	SUP'AIR	
Test place & date:	Villeneuve	August 18, 2014
Test responsible:	Zoller Alain	
Temp. [°C] & Humidity:	20° C; 38 %rel	
Maximum certified pilot weight [kg]:	100	kg

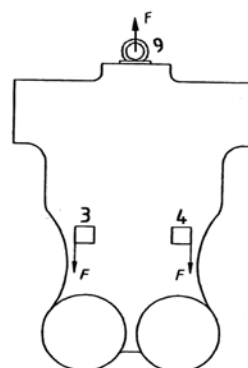
Standard 2. DV LuftGerPV §1, Nr. 7 c

Test standard §: 4.2.1.c

Test setup: Pilot upside down flying position

Anchoring: Attachment points: Both of the main riser attachments attached downwards (3 and 4);
Dummy: Dummy anchored at the head position (9)

Required load in g:	6	g
Min load [N]:	6 000 N	
Required test load in kg:	600	kg
Min. duration [s]:	10 s	



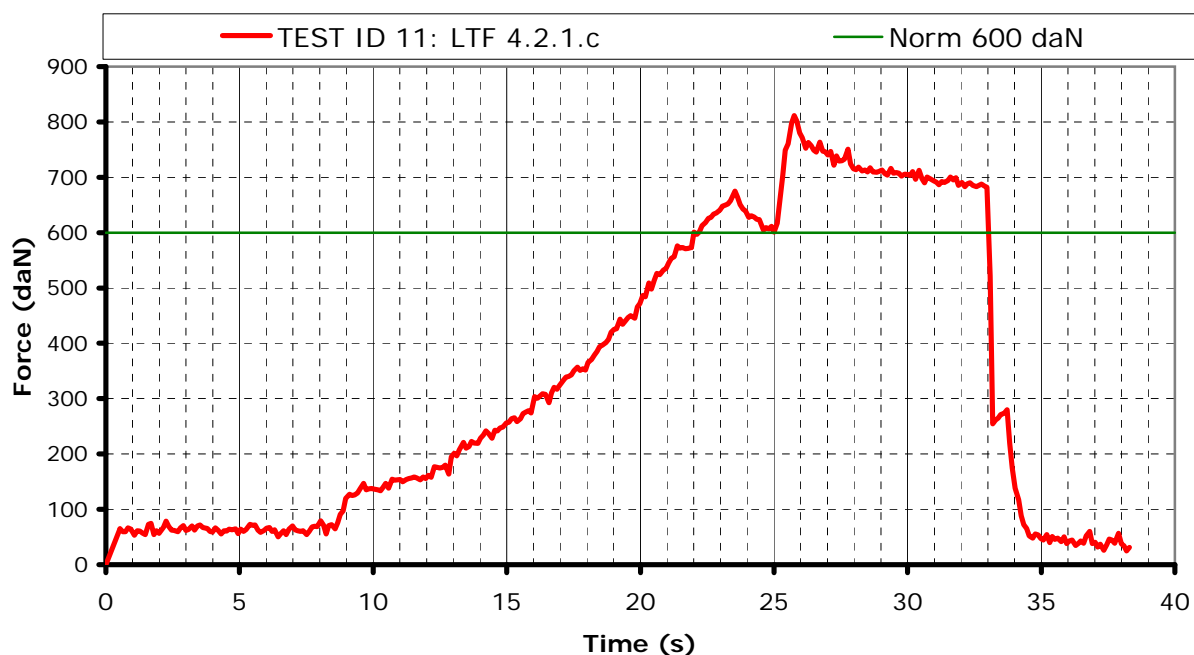
Results

Duration of maintained min. load [s]: **10.8 s**

Any signs of structural failure after this test: **No visible failure**

Test result: **Passed**

Graph:





Harness Test		Test ID 12
Item:	Walibi 2	
Manufacturer	SUP'AIR	
Test place & date:	Villeneuve	August 18, 2014
Test responsible:	Zoller Alain	
Temp. [°C] & Humidity:	20° C; 38 %rel	
Maximum certified pilot weight [kg]:	100	kg
Standard	2. DV LuftGerPV §1, Nr. 7 c	
Test standard §:	4.2.1.c rescue	
Test setup:	Pilot upside down flying position	
Anchoring: Attachment points:	Both of the rescue riser attachments attached downwards (1 and 2);	
Dummy:	Dummy anchored at the head position (9)	
Required load in g:	6	g
Min load [N]:	6 000 N	
Required test load in kg:	600	kg
Min. duration [s]:	10 s	
Results		
Duration of maintained min. load [s]:	13.4 s	
Any signs of structural failure after this test:	No visible failure	
Test result:	Passed	
Graph:		





Protector shock test		Test ID Protect
Item:	Walibi 2	
Manufacturer	SUP'AIR	
Test place & date:	Villeneuve	August 18, 2014
Test responsible:	Zoller Alain	
Temp. [°C] & Humidity:	20° C; 38 %rel	
Maximum certified pilot weight [kg]:	100	kg
Standard	2. DV LuftGerPV §1, Nr. 7 c	
Test standard §:	5.1.1	
Test setup:	<p>Harness attached to protector test dummy, in a similar way like a real pilot in flight.</p> <p>Impact will be simulated by dropping the dummy from a certain height.</p> <p>To simulate the "in-flight" conditions, the airbag is inflated with pressurized air equalling an airspeed of 7m/s. Inflation has to be stopped at least 5 sec before impact.</p> <p>Impact will be measured by an accelerometer mounted on the dummy. (Impact measured in g's)</p>	
Requirements:	Minimun height:	1.65 m (between lowest point test dummy and impact surface)
	Impact requirements:	+50g as absolute maximum; +38g during less than 7 msec; +20g during less than 25 msec.
Results		
Impact at a height of 1.5m:		24.4 g
Impact duration of+ 38 g (if any):		-
Impact duration of +20 g (if any):		18 msec
Comment:		Passed
Graph:		





Rescue deployment resistance test		Test ID resc
Item:	Walibi 2	
Manufacturer	SUP'AIR	
Test place & date:	Villeneuve	August 18, 2014
Test responsible:	Zoller Alain	
Temp. [°C] & Humidity:	20° C; 38 %rel	
Maximum certified pilot weight [kg]:	100	kg
Standard	2. DV LuftGerPV §1, Nr. 7 c	
Test standard §:	6.1.5	
Test setup:	<p>The deployment of the rescue system has to be ensured in all circumstances, especially with a damaged glider.</p> <p>The pilot has to be able to deploy the rescue chute with a single pull out of the outer container, single handed and in an anatomical favorable direction.</p> <p>In order to simulate this, the test responsible deploys the rescue seated in the harness. In a similar way as in real flight. The deployment resistance is approximately measured by the load cell, which is placed between the hand of the test responsible and the rescue hand grip.</p> <p>On the other hand inadvertent deployment has to be fairly remote. Therefore a shear link has to withstand a minimum load.</p>	
Requirements:	Max force for single hand deployment: Min force to prevent unwanted opening:	approx. 70 N approx. 20 N
Results		
Measured peak to peak required force for deployment [daN]:		4.3 daN
Comment:		Passed
Graph:		



Rescue deployment strap strength test

Test ID resc strap

Item: Walibi 2
 Manufacturer: SUP'AIR
 Test place & date: Villeneuve August 18, 2014
 Test responsible: Zoller Alain
 Temp. [°C] & Humidity: 20° C; 38 %rel
 Maximum certified pilot weight [kg]: 100 kg

Standard: EN 12491 & 2. DV LuftGerPV §1, Nr. 7 c

Test standard §: 5.3.2 (EN 12491) & 6.1.8 (LTF)

Test setup: The handgrip of the outer container has to be connected to the inner container with a removable loop in a way that it is possible to use the inner container with different types of outer containers.
 The connection between handgrip and inner container has to have sufficient load capacity/structural strength in any situation that may arise during normal operation.
 In order to verify this, the connection is tested on its tensile strength by a default tensile testing setup.
 In addition to this the breaking resistance will also be measured.

Requirements: Min. tensile strenght for 10 s: 700 N (= 70daN)

Results

Duration of maintained load [s]: **7.3 s**

Breaking resistance [daN]: **107 daN**

Comment: **Passed** Passed (although a duration of 10 s was not obtained the test responsible considers this test as passed giving the high break resistance)

Graph:

