

Canopy dimensions REPORT

Test report ref. number: CCC-NK0519

Name: **Icepeak Evox** Place: **Le Chables** Manufacturer name: **Niviuk gliders / Air Games** Paragliders permitted in FAI Category 1 Cross-Country events 2018 Edition Revision 1.9
 Size: **27** Date of measurement: **08.05.2019**
 Maximum load [kg]: **134** Inspector: **Tim Rochas** Street: **Carrer del Ter 6 - nave D**
 Serial number: **OI410136** Post code / place: **17165 La Cellera de Ter - Girona**
 Date of reception: Country: **(Spain)** Tel: **+34 972 422 878**

Canopy dimensions

	RIB nb from center	Measure mm	Tension	Tolerances
Full Span		14485,5	5 daN	2%
1/2 Trailing Edge		7404	5 daN	1%
Chord A	1	2384,4	1 daN	1%
Chord B	20	2129,5	1 daN	1%

Aspect ratio
4*span / (chord A+2.5*Chord B)
7,52

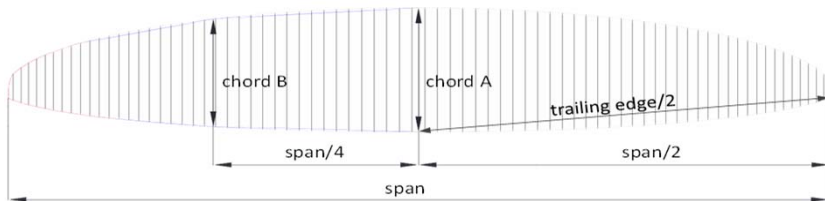
Nbr cells (total)
99

Chord lenght, inlet position, tabs position measured from trailing edge.

First fully lined RIB of group 1 (from center)				
	Rib n°	Distance	Tension	Tolerances
Chord	3	2370,7	1 daN	+/-10mm
Top of inlet	3	2291,8	5 daN	+/-10mm
Bottom of inlet	3	2242	5 daN	+/-10mm
Tab Aa	3	2055,2	5 daN	+/-10mm
Tab Ab	3	1938,9	5 daN	+/-10mm
Tab B	3	1007,7	5 daN	+/-10mm
Tab C	3	761,6	5 daN	+/-10mm

First fully lined RIB of group 2 (from center)				
	Rib n°	Distance	Tension	Tolerances
Chord	20	2129,5	1 daN	+/-10mm
Top of inlet	20	2040,8	5 daN	+/-10mm
Bottom of inlet	20	2010,4	5 daN	+/-10mm
Tab Aa	20	1837,1	5 daN	+/-10mm
Tab Ab	20	1729,8	5 daN	+/-10mm
Tab B	20	904,8	5 daN	+/-10mm

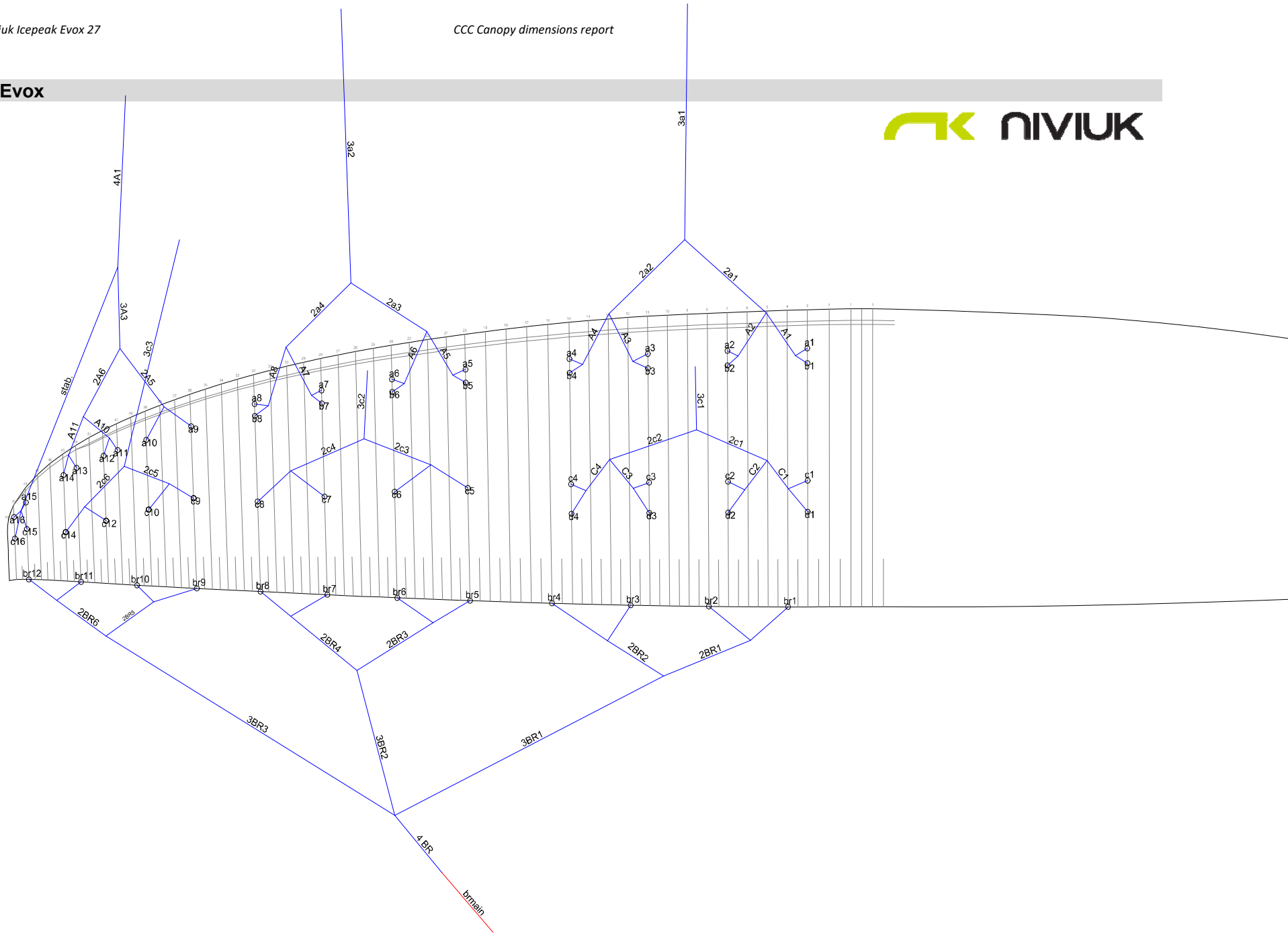
Last lined rib (stabilo) (from center)				
	Rib n°	Distance	Tension	Tolerances
Chord	49	582,1	1 daN	+/-10mm
Tab A	49	490,7	5 daN	+/-10mm
Tab B	49	330,7	5 daN	+/-10mm



Span /2 7242,75
 Span /4 3621,375

The validation of this test report is given by the signature of the test manager on inspection certificate CCC Inspection certificate / 71.8.1 CCC

Line plan IP Evox



Manufacturer: **Niviuk gliders**
 Glider: **Icepeak Evox 27**

S/N: **OI410136**

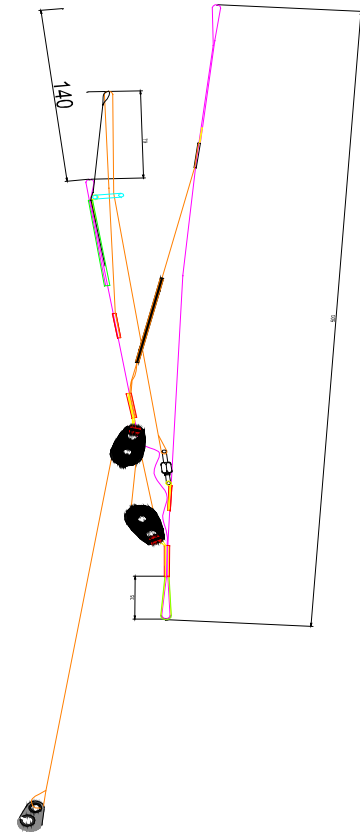
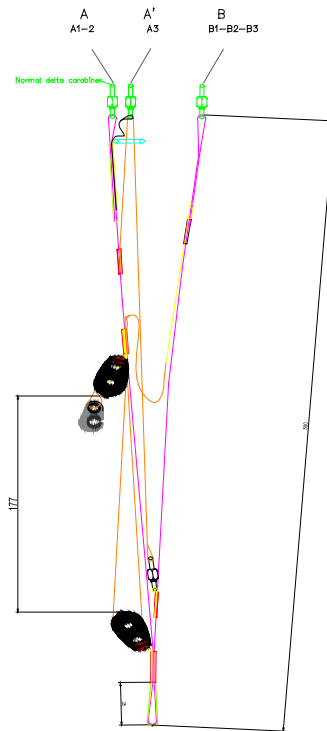
Done by: **Tim Rochas**

NIVIUK
 date: **11.03.2019**

Line measurement

Lines measurements with risers in mm under 5kg (from wing to bottom of risers)

Name	Manual	ample mesure	Dif	Name	Manual	ample mesure	Dif	Name	Manual	ample mesure	Dif	Name	Manual	ample mesure	Dif
a1	8901	8898	-3	b1	8894	8892	-2	c1	8907	8905	-2	d1	9021	9024	3
a2	8776	8775	-1	b2	8766	8765	-1	c2	8755	8750	-5	d2	8870	8869	-1
a3	8746	8750	4	b3	8736	8742	6	c3	8727	8728	1	d3	8842	8847	5
a4	8795	8793	-2	b4	8788	8785	-3	c4	8811	8815	4	d4	8919	8926	7
a5	8682	8684	2	b5	8672	8672	0	c5	8672	8674	2				
a6	8510	8513	3	b6	8499	8503	4	c6	8494	8497	3				
a7	8411	8408	-3	b7	8400	8402	2	c7	8411	8418	7				
a8	8391	8391	0	b8	8386	8385	-1	c8	8454	8460	6				
a9	8203	8206	3					c9	8202	8202	0				
a10	8058	8062	4					c10	8071	8074	3				
a11	7997	7995	-2					c12	8006	8004	-2				
a12	7965	7963	-2					c14	8032	8026	-6				
a13	7955	7953	-2					c15	7861	7863	2				
a14	7979	7978	-1					c16	7877	7883	6				
a15	7850	7852	2												
a16	7847	7850	3												



Risers measurements with carabiner in mm under 5kg (from bottom of risers to bottom of lines)

Risers Manual	
Position 1 (neutral)	
A	514
A'	517
B	516
Δtrim (A-B)	-2
Position accélérée	
A	374
A'	444
B	516
Δaccel (B-A)	142
Total speed range	140